



nextstep 2017

A report on the destinations
of Year 12 completers from
2016 in Queensland

Our Lady's College



Queensland
Government



Authors

The *Next Step* team, Department of Education and Training

Acknowledgments

The *Next Step* team gratefully acknowledges the assistance of the members of the *Next Step* survey reference group and the organisations they represent:

Association of Heads of Independent Schools of Australia (Queensland branch)

Catholic Secondary Principals Association of Queensland

Independent Schools Queensland

Queensland Catholic Education Commission

Queensland Curriculum and Assessment Authority

Queensland Government Statistician's Office

Queensland Secondary Principals' Association

Queensland University of Technology

State Schools Division, Department of Education and Training

Training and Skills Division, Department of Education and Training

The *Next Step* team extends sincere thanks to the many thousands of Queensland Year 12 completers who gave up their time to participate in the survey.

This research is funded by the Queensland Government.



This work is licensed under an
Australian Creative Commons Attribution licence
<http://creativecommons.org/licenses/by/3.0/au/>

© State of Queensland (2017)



List of Tables

Table 1:	Survey response rate, Our Lady's College 2017.....	4
Table 2:	Main destination of Year 12 completers, Our Lady's College 2017	6
Table 3:	Post-school institution of Year 12 completers in education or training, Our Lady's College 2017.....	8
Table 4:	Field of study of Year 12 completers in education or training, Our Lady's College 2017	8
Table 5:	Occupational Sub-Major group of Year 12 completers in employment, Our Lady's College 2017.....	9
Table 6:	Industry category of Year 12 completers in employment, Our Lady's College 2017	9
Table 7:	Main destination of Year 12 completers who obtained a VET qualification, Our Lady's College 2017.....	10
Table 8:	Main destination of Year 12 completers who participated in a SAT, Our Lady's College 2017.....	10
Table 9:	Main reason of Year 12 completers for not studying, Our Lady's College 2017	11
Table A1:	Main destination categorisation	13
Table A2:	Fields of study.....	14
Table A3:	Industry categories.....	15
Table A5:	Acronyms and Abbreviations.....	18

List of Figures

Figure 1:	Main destination of Year 12 completers, Our Lady's College 2017	5
Figure 2:	Main destination of Year 12 completers, Our Lady's College, Brisbane - South and Queensland 2017.....	7
Figure 3:	Main destination of Year 12 completers, Our Lady's College 2013–2017	7
Figure 4:	Main reason of Year 12 completers for not studying, Brisbane - South and Queensland 2017.....	12
Figure A4A:	Statistical Area Level 4 – Queensland.....	16
Figure A4B:	Statistical Area Level 4 – South East Queensland.....	17



Purpose

The purpose of this report is to inform the school principal and school community of the destinations of students from Our Lady's College who completed Year 12 in 2016. This is one indicator of the outcomes of schooling.

A school may choose to use this information to:

- Review its senior schooling programs and services, e.g. subject offerings, career advice, links with employers and/or tertiary institutions
- Contribute to its reporting to parents, e.g. through its newsletter, annual reporting documents, website.

This report has been provided to the school and its school system, where this applies. The school may publish this report, if it wishes.

Source of information

This report is based on the results of the annual *Next Step* survey for Our Lady's College. The *Next Step* survey, undertaken by the Queensland Government, targets all students who completed Year 12 and gained a Senior Statement in 2016, whether they attended a state, Catholic or independent school, or a TAFE secondary college. The Queensland Government Statistician's Office conducted the survey between March and June 2017, approximately six months after the young people left school. Responses were collected via computer-assisted telephone interviewing and an online survey.

The survey results were compiled and reported on by the *Next Step* team, Department of Education and Training.

Care should be taken in publicly using figures of less than three responses or percentages based on less than three responses.

Privacy statement

To protect the privacy of individuals participating in the survey, this report contains summarised information only.

Further information and feedback

Statewide and regional reports from the *Next Step* survey are available on the *Next Step* website at www.education.qld.gov.au/nextstep

Please contact the *Next Step* project team if you would like to provide feedback on the *Next Step* survey, reports or request additional data.

Next Step team contact details:
Phone: (07) 3513 6868
Email: nextstep@det.qld.gov.au



Summary of findings

In 2017, 75.6% of young people who completed Year 12 at Our Lady's College in 2016 continued in some recognised form of education and training in the year after they left school.

The most common study destination was Bachelor Degree (58.5%). The combined VET study destinations accounted for 17.1% of respondents, including 14.6% in campus-based VET programs, with 12.2% of Year 12 completers entering programs at Certificate IV level or higher.

2.4% commenced employment-based training, all as apprentices.

In addition to the above study destinations, a further 12.2% of respondents from this school deferred a tertiary offer in 2017 (deferrers are included in their current destination).

24.4% did not enter post-school education or training, and were either employed (22.0%) or seeking work (2.4%).

There are a range of differences between and within school, regional and statewide destinations. Care should be taken when interpreting comparative data as the findings may relate to groups of different sizes.

Response rate for Our Lady's College

Table 1: Survey response rate, Our Lady's College 2017

Number of respondents	Number of students who completed Year 12	Response rate (%)
41	69	59.4

Table 1 reports the response rate for Our Lady's College. It expresses the number of respondents from this school, as a percentage of all Year 12 completers who attended Our Lady's College in 2016.

Due to the low response rate, these results should be interpreted and used with caution.

Please note that some survey participants did not provide information for particular survey questions. As a result, the number of responses shown in Table 3 onwards may not reflect the totals reported for the main destinations appearing in Table 2.



Main destination

The pathways of Year 12 completers were categorised into 10 main destinations. Year 12 completers who were both studying and working were reported as studying for their main destination. Please refer to Appendix 1 for more details about each main destination.

Figure 1: Main destination of Year 12 completers, Our Lady's College 2017

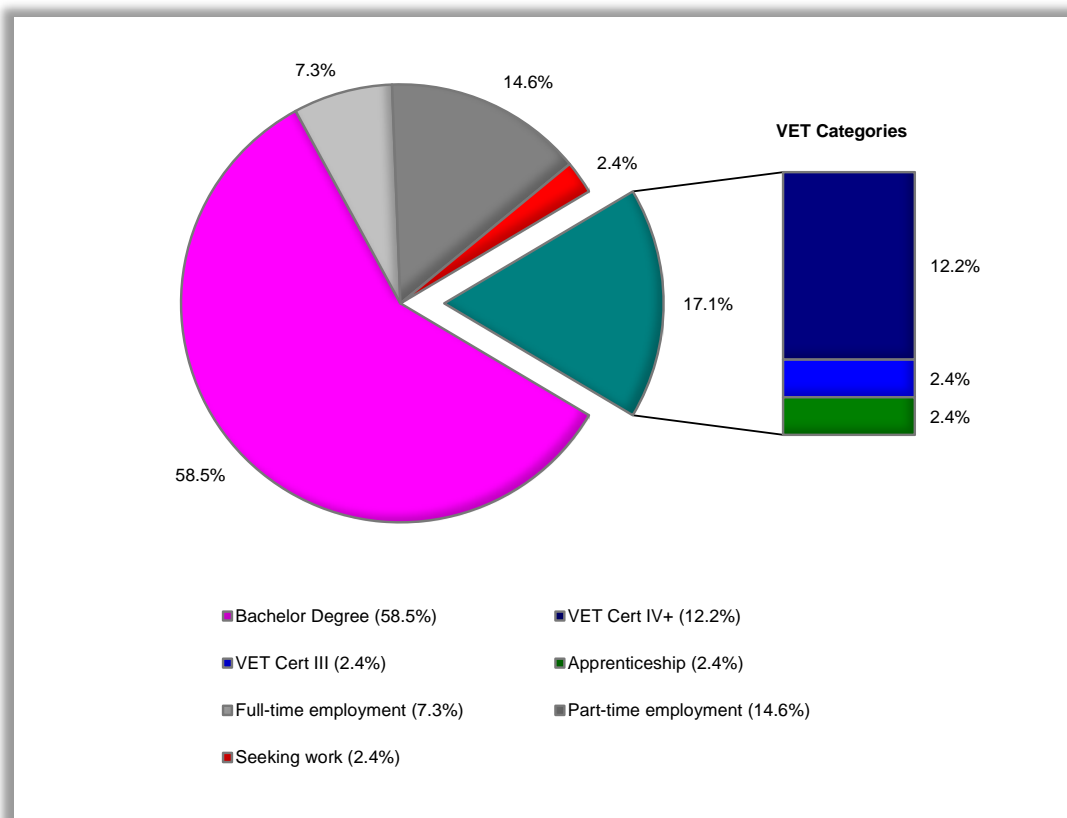


Figure 1 illustrates the main destinations of Year 12 completers from Our Lady's College.



Table 2: Main destination of Year 12 completers, Our Lady's College 2017

<i>Main destination</i>	<i>no.</i>	<i>%</i>
Bachelor Degree	24	58.5
VET		
VET Cert IV+	5	12.2
VET Cert III	1	2.4
VET Cert I–II/other	0	0.0
Apprenticeship	1	2.4
Traineeship	0	0.0
<i>VET Total</i>	7	17.1
Work		
Full-time employment	3	7.3
Part-time employment	6	14.6
<i>Work Total</i>	9	22.0
Seeking work	1	2.4
NILFET	0	0.0
Total	41	100.0

Table 2 reports the main destinations of Year 12 completers from Our Lady's College.



Figure 2: Main destination of Year 12 completers, Our Lady's College, Brisbane - South and Queensland 2017

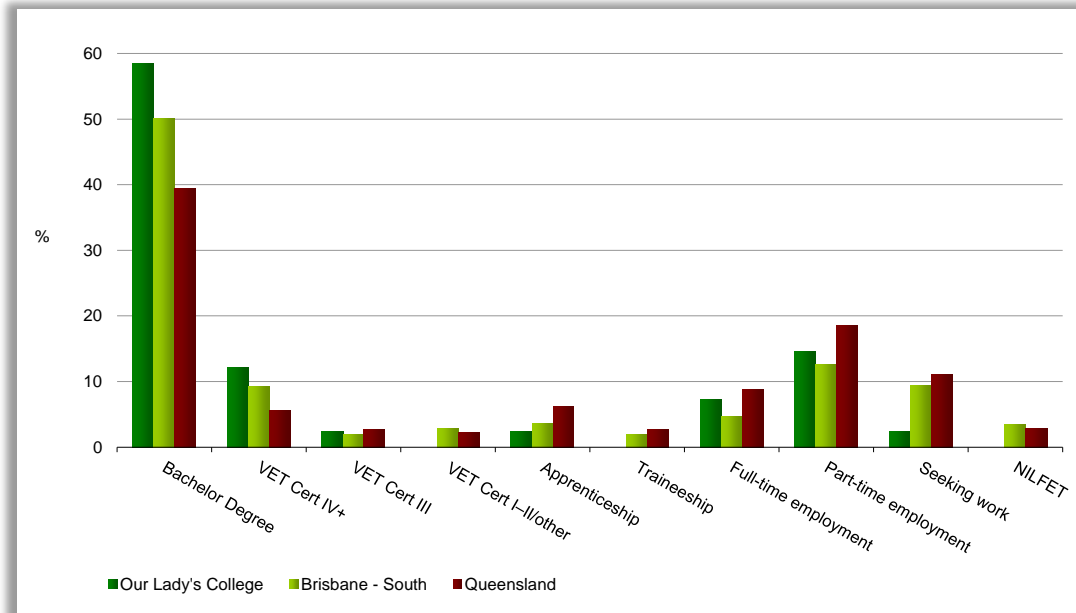


Figure 2 compares the main destinations of Year 12 completers from Our Lady's College with those of Brisbane - South and all schools statewide. Differences may reflect diversity in the types of students attending different schools, regional variation in labour markets and access to university and VET providers. Regional areas are based on the *Australian Statistical Geography Standard*; the boundaries for these areas are shown in Appendix 4.

Figure 3: Main destination of Year 12 completers, Our Lady's College 2013–2017

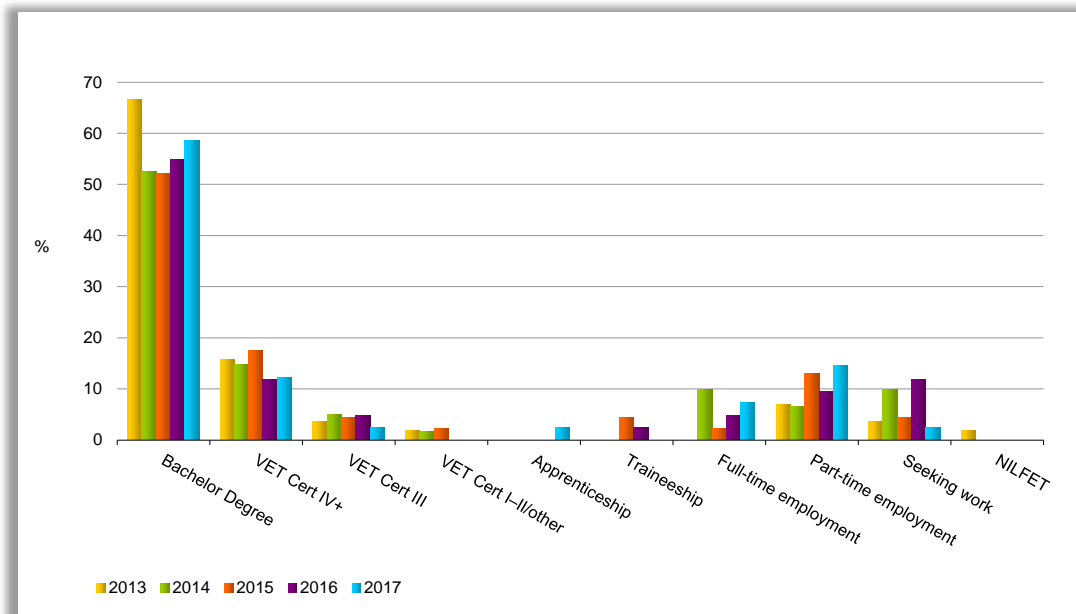


Figure 3 compares the main destinations of Year 12 completers from Our Lady's College against previous years.



Education and Training

Table 3: Post-school institution of Year 12 completers in education or training, Our Lady's College 2017

Institution	no.
Queensland University of Technology	9
Griffith University	6
The University of Queensland	5
TAFE Queensland Brisbane	4
Australian Catholic University	3
Other private training college	2
University of Southern Queensland	1
Hair and makeup training (e.g. National Academy of Beauty)	1
Total	31

Table 3 reports the names of the institutions entered by Year 12 completers from Our Lady's College.

Table 4: Field of study of Year 12 completers in education or training, Our Lady's College 2017

Field of study^a	no.
Society and Culture	6
Health	6
Natural and Physical Sciences	4
Education	4
Double field of study	3
Management and Commerce	2
Information Technology	2
Creative Arts	2
Food, Hospitality and Personal Services	1
Engineering and Related Technologies	1
Total	31

^a Field of study based on the *Australian Standard Classification of Education* (ABS cat. no.1272.0). See Appendix 2 for more details.

Table 4 reports the field of study for Year 12 completers from Our Lady's College who entered a study destination.



Employment

Table 5: Occupational Sub-Major group of Year 12 completers in employment, Our Lady's College 2017

Occupation – Sub-Major group^a	no.
Sales Assistants and Salespersons	8
Sales Support Workers	6
Hospitality Workers	4
Food Preparation Assistants	3
Carers and Aides	2
Other Technicians and Trades Workers	1
Inquiry Clerks and Receptionists	1
Food Trades Workers	1
Total	26

^a Occupational groups based on the *Australian and New Zealand Standard Classification of Occupations* (ABS cat. no. 1220.0).

Table 5 reports the occupations of Year 12 completers from Our Lady's College who were employed, including those who were also in study or training.

Table 6: Industry category of Year 12 completers in employment, Our Lady's College 2017

Industry category^a	no.
Accommodation and Food Services	16
Retail Trade	4
Rental, Hiring and Real Estate Services	2
Education and Training	2
Other Services	1
Administrative and Support Services	1
Total	26

^a Industry categories based on the *Australian and New Zealand Standard Industrial Classification* (ABS cat. no. 1292.0). See Appendix 3 for more details.

Table 6 reports the industries entered by Year 12 completers from Our Lady's College who were employed, including those who were also in study or training.



Vocational Education and Training in schools

Table 7: Main destination of Year 12 completers who obtained a VET qualification, Our Lady's College 2017

<i>Main destination</i>	<i>no.</i>
Bachelor Degree	6
VET	
VET Cert IV+	4
VET Cert III	1
VET Cert I–II/other	0
Apprenticeship	1
Traineeship	0
<i>VET Total</i>	<i>6</i>
Work	
Full-time employment	2
Part-time employment	3
<i>Work Total</i>	<i>5</i>
Seeking work	1
NILFET	0
Total	18

Table 7 reports the main destinations of Year 12 completers from Our Lady's College who obtained a Vocational Education and Training qualification while at school.

School-based apprenticeships and traineeships

Table 8: Main destination of Year 12 completers who participated in a SAT, Our Lady's College 2017

<i>Main destination</i>	<i>no.</i>
VET Cert IV+	1
Apprenticeship	1
Full-time employment	2
Part-time employment	1
Total	5

Table 8 reports the main destinations of Year 12 completers from Our Lady's College who participated in a school-based apprenticeship or traineeship.

Indigenous students

Data on this group of Year 12 completers could not be provided for one of the following reasons:

1. There were no Indigenous respondents from this school.
2. There were an insufficient number of Indigenous respondents to provide information that guarantees individual respondents cannot be identified (as required by privacy legislation).



Not in Study

Table 9: Main reason of Year 12 completers for not studying, Our Lady's College 2017

<i>Main reason</i>	<i>no.</i>
Wanted a break from study	2
Waiting for course/training to begin	2
Don't feel ready for study at the moment	2
Work commitments	1
Undecided and considering options	1
Looking for work/apprenticeship/traineeship	1
Course fees and other costs are a barrier	1
Total	10

Table 9 reports the main reasons for not studying given by Year 12 completers from Our Lady's College who were not in study at the time of the survey.



Figure 4: Main reason of Year 12 completers for not studying, Brisbane - South and Queensland 2017

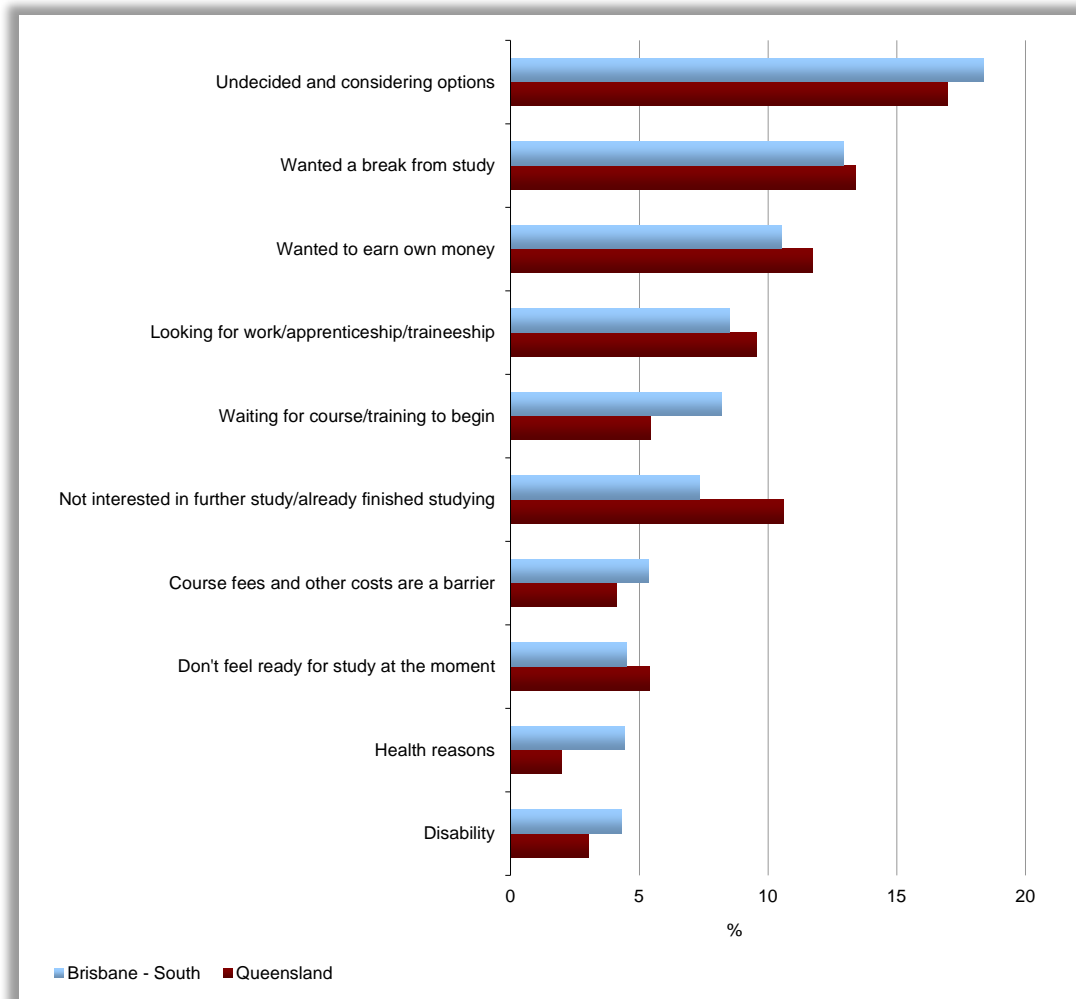


Figure 4 compares the top 10 main reasons for not studying given by Year 12 completers in Brisbane - South and all schools statewide, who were not in study at the time of the survey.

Not in the labour force, education or training

Data reporting the main reason for not looking for work of Year 12 completers who were not in the labour force, education or training at the time of the survey could not be provided for one of the following reasons:

1. There were no respondents to this question from this school.
2. There were an insufficient number of respondents to provide information that guarantees individual respondents cannot be identified (as required by privacy legislation).



Appendix 1 – Main destination categorisation

Table A1: Main destination categorisation

Education and Training – Higher Education	
Bachelor Degree^a	Studying at Bachelor Degree level (including Honours).
Education and Training – VET categories	
VET Cert IV+^a	Studying at Certificate IV, Diploma, Advanced Diploma or Associate Degree level (excluding apprentices and trainees).
VET Cert III^a	Studying at Certificate III level (excluding apprentices and trainees).
VET Cert I-II/other^a	Studying at Certificate I or II level (excluding apprentices and trainees). This category also includes students in an unspecified VET course, or in other basic courses (e.g. short courses) and with an unknown course level.
Apprenticeship	Employment-based apprenticeship.
Traineeship	Employment-based traineeship.
Labour Force	
Full-time employment	Working full-time (35 hours or more per week) and not in an education or training destination. This includes people with part-time or casual jobs that total 35 hours or more.
Part-time employment	Working part-time or casual (fewer than 35 hours per week) and not in an education or training destination.
Seeking work	Looking for work and not in an education or training destination.
Not in the Labour Force, Education or Training	
NILFET	Not in education or training, not working and not seeking work.

^a Some respondents may also be in the labour force.



Appendix 2 – Fields of study

Table A2: Fields of study

Field of study ^a	Examples
Natural and Physical Sciences	Science, Applied Science, Laboratory Technology, Biomedical Science, Forensic Science
Information Technology	Information Technology, Network Engineering, Software Design, Web Design
Engineering and Related Technologies	Engineering, Automotive Mechanics, Electro Technology, Refrigeration, Aviation, Electrical Apprenticeship
Architecture and Building	Building, Architecture, Carpentry, Interior Design, Regional and Urban Planning, Surveying
Agriculture, Environmental and Related Studies	Horticulture, Land Management, Environmental Science, Agricultural Science, Marine Studies
Health	Nursing, Sport Science, Occupational Therapy, Medicine, Pharmacy, Fitness, Physiotherapy
Education	Primary Education, Secondary Education, Learning Management, Early Childhood Education
Management and Commerce	Business, Accounting, Business Management, Commerce, Tourism, Real Estate, Marketing
Society and Culture	Law, Arts, Youth Work, Journalism, Social Science, Psychology, Social Work
Creative Arts	Fine Arts, Visual Arts, Music, Multimedia, Graphic Design, Performing Arts, Photography
Food, Hospitality and Personal Services	Hospitality, Hotel Management, Hairdressing, Kitchen Operations, Commercial Cookery
Mixed Field Programs	Adult Tertiary Preparation, Creative Industries, Vocational Skills Development, Bridging Courses
Double Field of Study	University students undertaking double degrees (e.g. Business/Laws)

^a Field of study based on the *Australian Standard Classification of Education* (ABS cat. no.1272.0).



Appendix 3 – Industry categories

Table A3: Industry categories

Industry category ^a	Examples of occupations in this industry
Retail Trade	Sales Assistant, Cashier, Storeperson, Retail Trainee, Shelf Filler, Pharmacy Assistant, Console Operator
Accommodation and Food Services	Waiter, Bartender, Kitchen Hand, Pizza Maker, Apprentice Chef, Fast Food Server, Hotel Receptionist
Construction	Labourer, Apprentice (Carpenter, Tiler, Bricklayer, Painter, Plumber, Plasterer, Roofer), Trades Assistant
Manufacturing	Factory Hand, Apprentice (Joiner, Fitter, Boilermaker, Cabinet Maker), Labourer, Machine Operator
Health Care and Social Assistance	Dental Assistant, Personal Carer, Child Care Assistant, Nanny, Medical Receptionist, Nursing Assistant
Agriculture, Forestry and Fishing	Fruit Picker, Packer, Farm, Station Hand, Nursery Assistant, Market Gardener, Deck Hand
Education and Training	Teacher Aide, Tutor, Swimming Instructor, Music Teacher, Administration Assistant, Sports Coach, Library Assistant
Electricity, Gas, Water and Waste Services	Apprentice (Electrician, Linesman, Plumber, Refrigeration Mechanic), Garbage Truck Driver
Rental, Hiring and Real Estate Services	Sales Trainee, Office Assistant, Trainee Property Manager, Receptionist, Video Store Clerk
Information Media and Telecommunications	Cinema Attendant, Cadet Journalist, Library Assistant, Telecommunications Trainee, Data Entry Clerk
Transport, Postal and Warehousing	Courier, Customs Clerk, Furniture Removalist, Ticket Inspector, Flight Attendant, Mail Sorter, Transport Officer
Financial and Insurance Services	Bank Teller, Administrative Assistant, Accounts Clerk, Loans Processor, Trainee Accountant, Customer Service Operator
Wholesale Trade	Warehouse Clerk, Storeperson, Driver, Packer, Factory Hand, Labourer, Cleaner
Public Administration and Safety	Defence Cadet, Administrative Officer, Soldier, Trainee Firefighter, Police Cadet, Locksmith
Administrative and Support Services	Call Centre Operator, Gardener, Trainee Travel Agent, Cleaner, Office Assistant, Telemarketer
Mining	Apprentice (Fitter, Electrician, Boilermaker), Plant Operator, Drillers Assistant, Laboratory Assistant, Office Assistant
Arts and Recreation Services	Fitness Instructor, Theatre Attendant, Netball Umpire, Theme Park Host, Lifeguard, Museum Attendant
Professional, Scientific and Technical Services	Laboratory Assistant, Trainee Draftsperson, Software Technician, IT Trainee
Other Services	Apprentice (Mechanic, Panel Beater, Hairdresser), Parking Attendant, Trainee Beautician, Photo Lab Assistant

^a Industry categories based on the *Australian and New Zealand Standard Industrial Classification* (ABS cat. no. 1292.0).



Appendix 4 – Statistical Area Level 4 – Queensland, ABS, 2016

Figure A4A: Statistical Area Level 4 – Queensland

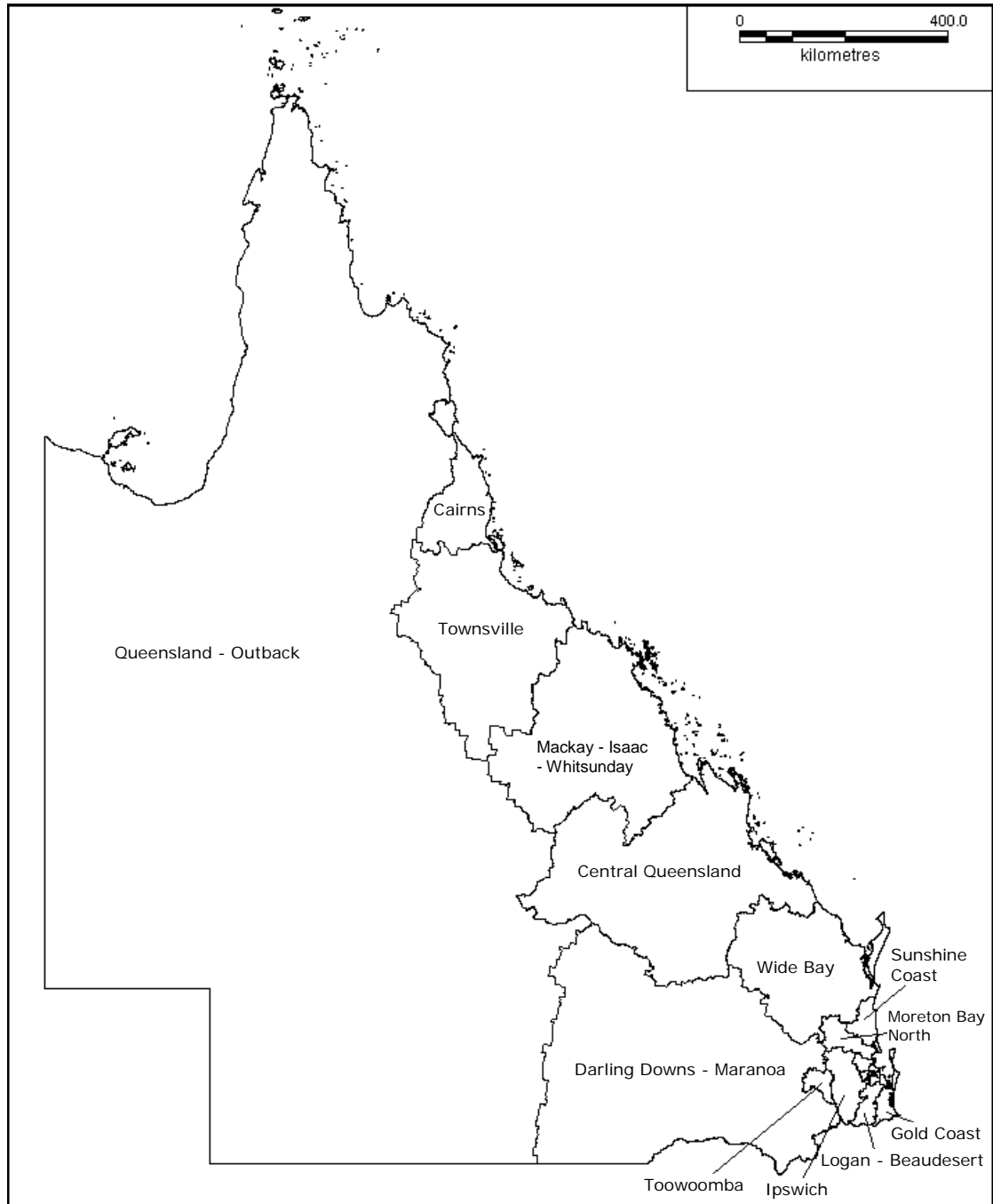
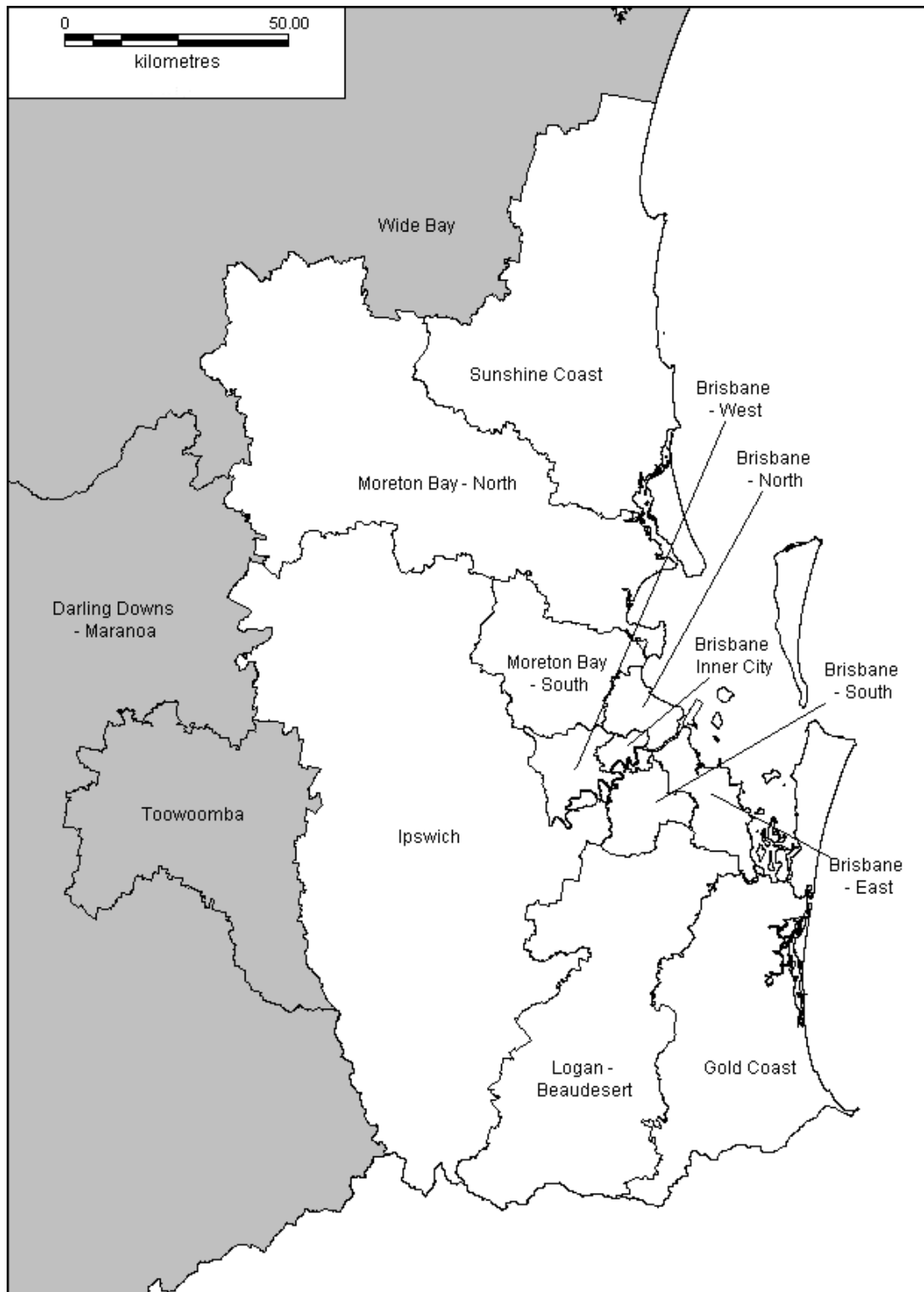




Figure A4B: Statistical Area Level 4 – South East Queensland





Appendix 5 – Acronyms and Abbreviations

Table A5: Acronyms and Abbreviations

Acronym or abbreviation	
ABS	Australian Bureau of Statistics
Campus-based VET	All VET categories excluding Apprenticeships and Traineeships
nfd	Not further defined
NILFET	Not in the labour force, education or training
SAT	School-based Apprenticeship and Traineeship
TAFE	Technical and Further Education
VET	Vocational Education and Training

For further information about terminology used throughout this report, refer to the glossary of the statewide *Next Step* report.